

OHM-MSP

MEDIUM VOLTAGE SWITCHGEAR

SYSTEM DESCRIPTION

The type-tested, factory-built medium voltage switchgear can be used universally as a ring main unit or as a complex power distribution system.

The switchgear is equipped with all necessary operating devices, interlocks, and accessories to ensure a high level of safety and reliability for both personnel and equipment.

APPLICATION AREAS

- ✓ Energy providers & infrastructure
- ✓ Data centers
- ✓ Medical facilities & sectors
- ✓ Oil & gas
- ✓ Industry
- ✓ Defense and disaster protection

SYSTEM FEATURES

- ✓ Factory-built, type-tested system according to IEC 62271-200
- ✓ High personal and equipment protection through arc fault testing
- ✓ Compact dimensions
- ✓ Cost-effectiveness and high flexibility thanks to modular design
- ✓ Switchgear available in fixed-mounted and withdrawable versions
- ✓ Easy system expansion possible
- ✓ Optional pressure relief duct



PLANNING – INSTALLATION – COMMISSIONING – MAINTENANCE: ALL FROM ONE SOURCE

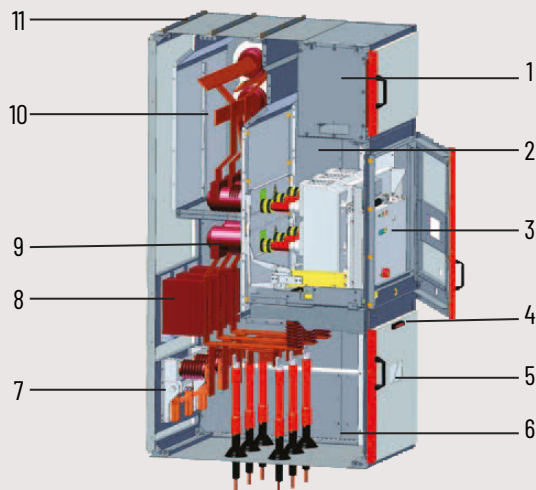
As a manufacturer-independent company, we can draw on various products and types to offer our customers the best possible system configuration for their specific project requirements.

Our range of services includes:

- Personal consultation prior to investment decisions
- Individual planning
- Professional execution and documentation
- Preventive maintenance to detect potential issues early and avoid costly downtime

Thanks to our cross-disciplinary expertise, we have the necessary skills to integrate medium voltage switchgear into new or existing power supply infrastructures.

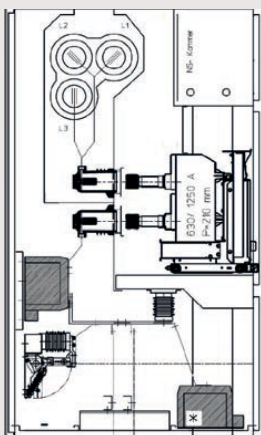
Overview of an Incoming / Outgoing Panel



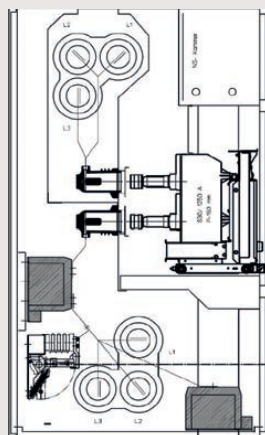
- 1 Low-voltage compartment
- 2 Circuit breaker compartment
- 3 Vacuum circuit breaker
- 4 Swing lever lock
- 5 Door handle
- 6 Cable connection compartment
- 7 Earthing switch
- 8 Current transformer
- 9 Contact insulator
- 10 Busbars
- 11 Pressure relief flap

Optional: Voltage transformer and surge arrester

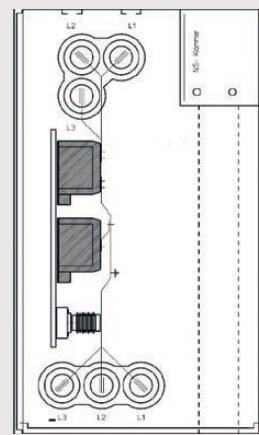
Panel Variations



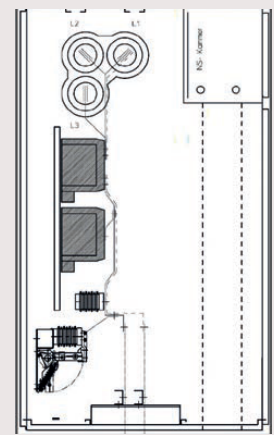
Incoming/Outgoing panel



Coupling panel



Riser/Measurement panel



Direct feed panel

